

Opel Movano double cabin

perfect combination between people and cargo

Snoeks
Automotive



Index

Snoeks double cabins	4
Comfort double cabin	6
Elegance double cabin	8
Accessories	10
Program and Dimensions	14
Specifications and Options	16
Test drive	18



Double cabin

ultimate solution for work and leisure

By fitting a second seat row with an integrated partition wall it is possible to convert your closed panel van into a double cabin at all times. The perfect solution for the combined transport of people and material.

Safe, comfortable and efficient.

Obviously the double cabin applies to the highest European safety standards. All seats are provided with 3-Point inertia-reel safety belts and tiltable and in height adjustable head restraints.

The separation wall is designed to meet the BS/ISO 27956 standard for load shifting protection.

Also the design plays an important role when developing a double cabin. The fine designed partition wall separates load and passenger compartment completely.

Snoeks double cabins

core values

Design

We want end users to experience vehicles with our modifications as if the end result was built in its entirety by the factory. Snoeks products are fully aligned with the design of the vehicle. The structure and colour of materials applied, such as fabrics and plastic parts, perfectly match with those originally used.



Safety

Snoeks ensures all products meet the latest legislation for Light Commercial Vehicles. All our seats are equipped with tested and approved 3-point seat belts and adjustable headrests. Our partition walls offer occupants certified protection against shifting cargo.



Comfort

Snoeks has decades of experience in developing and constructing car seats where quality, safety, design and seating comfort maximize the comfort experience of consumers. These ergonomic car seats adequately support the occupants' body. With many optional features like ISOFIX, arm rests and sliding seats you can further increase your comfort.



Functionality


The double cabin is the optimal and attractive combination for the efficient transport of both persons and cargo. Unique is the loading space created under the rear seats which can be utilized for transporting "longer" cargo. To further enhance the functionality Snoeks offers options such as convenient storage pockets, USB ports and LED spots.



Fitability

Snoeks modifications are designed for a specific car model and are therefore fully compatible. We aim to match the high finishing level of the car manufacturer. We attach our products as much as possible to connection points already available in the vehicle. All these efforts enable us to modify vehicles with a minimum of work hours needed.





Double cabin

comfort

With the Comfort double cabin, safety and functionality come first. This double cabin can accommodate up to six people while still providing a cargo area in which you easily transport all the necessary materials and tools needed for a six crew project.

All seating positions are equipped with European approved 3-Point inertia-reel safety belts. The 3-seater contoured bench is covered with cloth as the front seats.

The combination of a comfortable 3-seater bench and durable materials make the double cabin ready for intensive use.

- 1) Adjustable head restraints on all seats
- 2) 3-Point inertia-reel safety belt on all seats
- 3) Bench cover with storage pocket
- 4) Headlining MDF, grey
- 5) Additional load space under the bulkhead



1



2



3



4



5

Double cabin

elegance

The Elegance variant is designed for those who place high demands on their double cabin. By choosing a 3-seater contoured bench or 3 individually adjustable seats, up to a maximum of six people can travel safe and comfortable.

The fine and luxurious finishing of the double cabin perfectly fits with the original design of the vehicle. It makes you almost forget that it's a commercial vehicle.

The Elegance double cabin is often used by self-employed who want the best of the best for both work and leisure.


- 1) Adjustable head restraints on all seats
- 2) 3-Point inertia-reel safety belt on all seats
- 3) Storage pockets and 12 Volt connection
- 4) Tooled ABS-plastic headlining incl. LED spots
- 5) Wheel Arch Covers and ABS-tooled



1




2



3



4



5

Accessories

complete your vehicle

Each Snoeks double cabin comes with a very rich standard equipment. With our wide range of accessories you can tune the double cabin of your choice even further to your individual wishes.

On this page you will find just a few of the most popular accessories. For all possibilities see chapter "Specifications and Options" or ask your commercial vehicle dealer for details.

- 1) *Roofpacker imperial, aluminium*
- 2) *Lashing channels*
- 3) *Load floor Professional with Quick fix system*
- 4) *4-Seater contoured bench*
- 5) *Wheel Arch Covers and ABS-tooled*



Opel Movano double cabin
perfect combination between people and cargo

Program and Dimensions

Comfort

Elegance

	L1 FWD		L2 FWD		L3 FWD		L3 RWD		L4 RWD	
SLIDING DOOR										
Sliding door right	-	-	■	■	■	■	■	■	■	■
Sliding door left	-	-	■	-	■	-	■	-	■	-
Sliding door left and right	-	-	■	-	■	-	■	-	■	-
WINDOWS										
Factory fitted windows (non-opening)	-	-	■	■	■	■	■	■	■	■
Factory fitted windows (opening)	-	-	■	-	■	-	■	-	■	-
No factory fitted windows	-	-	■	■	■	■	■	■	■	■
OTHER										
Co-driver's seat	-	-	■	■	■	■	■	■	■	■
Co-driver's bench	-	-	■	■	■	■	■	■	■	■
ROOF HEIGHT										
H1	-	-	-	-	-	-	-	-	-	-
H2	-	-	■	■	■	■	■	■	■	■
H3	-	-	■	-	■	■	■	■	■	■

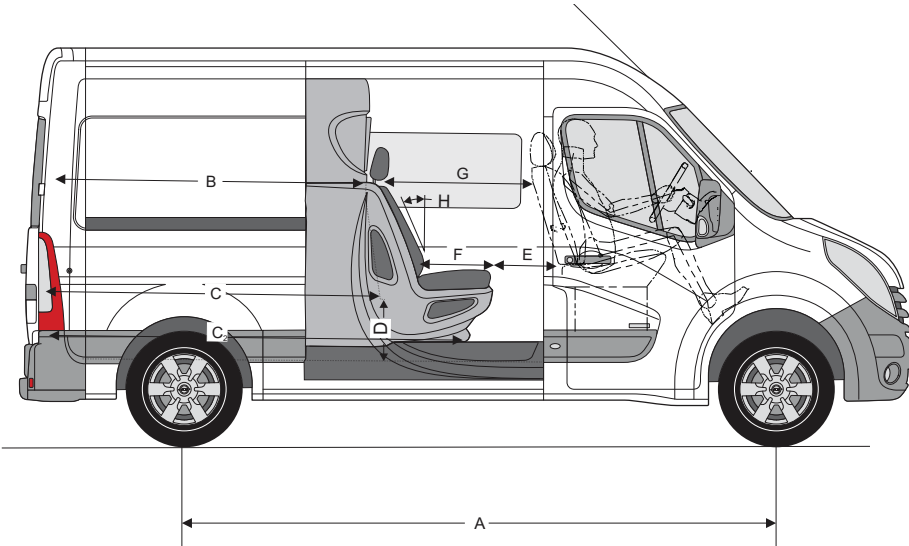
■ Available

- Not available

FWD Front Wheel Drive

RWD Rear Wheel Drive

Please check above configurations to determine availability.



	A	B	C	D*	E**	F	G**	H
L1H1 FWD	3182	1550	1680	400	360	440	870	22°
L1H2 FWD	3182	1550	1680	400	360	440	870	22°
L2H2 FWD	3682	2080	2180	400	360	440	870	22°
L3H2 / L3H3 FWD	4332	2700	2830	400	360	440	870	22°
L3H2 / L3H3 RWD	3682	2700	2830	300	360	440	870	22°
L4H2 / L4H3 RWD	4332	3350	3480	300	360	440	870	22°

* Loading floor available for items with size 1220mm x 160 mm (FWD) or 1220mm x 60 mm (RWD)

** Measured in relation to fixed co-driver's bench.

All dimensions are in millimeters

Specifications and options

	Comfort	Elegance
ABS PARTITION WALL WITH INTEGRATED SAFETY WINDOW		
Bench cover with storage pocket, additional load space under the bulkhead	■	■
Storage pocket sliding door side partition wall	■	■
Demontage originele separatiewand, incl. montage B-stijl kappen	■	■
SEATING		
3-Seater contoured bench, covered with cloth as front seats	■	■
3-Seater contoured bench with 2 armrests in between, covered with cloth as front seats	o	o
4-Seater contoured bench, covered with cloth as front seats	o	o
Adjustable head restraints on all seating positions, as front seats	■	■
3-Point inertia-reel safety belt on all seating positions	■	■
FLOOR		
Floor heightening	■	■
Luxury step-in cover plastic, black	■	■
Floor before 2nd seat row, covered with fixed rubber mat	■	-
Floor before 2nd seat row, covered with fixed carpet mat	-	■
SIDE-WALL FINISHING		
Off-side finished with factory fitted lower cover	■	-
Sliding door(s) finished with factory fitted upper cover H2 and H3	■	-
Sliding door(s) finished with factory fitted lower cover	■	-
Off-side finished with lower and upper cover in tooled ABS-plastic, incl. ashtray- and cup holder	-	■
Storage pockets and 12 Volt connection integrated in lower off-side cover	-	■
Sliding door(s) finished with lower and upper cover in tooled ABS-plastic, incl. storage pockets	-	■
HEADLINING		
MDF headlining, grey	■	-
Tooled ABS-plastic headlining incl. LED-spots with on/off switch (3 pieces), covered in cloth as front headlining	-	■

	Comfort	Elegance
WINDOWS		
Window(s) left and / or right, tinted, non-opening	▲	▲
LOAD AREA FINISHING		
Load floor Professional (10 mm, 100% beech wood) with Quick fix system, anthracite	o	o
Finishing profile floor rear side, aluminum	o	o
Side finishing Basic (4 mm, HDF), grey	o	o
Side finishing Professional (4 mm, plywood), grey	o	o
Lashing channels with adjustable lock studs	o	o
Wheel Arch Covers, ABS-tooled and sound isolating, grey	o	o
DIN-package: Window grill	o	o
ROOFRACK		
Roofpacker, aluminum, incl. ladder roll and spoiler	o	o

- Standard
- Not available
- o Option
- ▲ Extra price (depending on base vehicle)
- * Ashtray- and cup holder not available on Flecab Base and Flexcab Comfort

Remarks:
The Quick fix system is a way of fixing the load floor while the original lashing eyes can still be used. When not in use they will be covered with plastic covers.

Test drive

experience the convenience

A test drive is the best way to choose the Snoeks double cabin that suits you best. Experience the convenience, efficiency and comfort of the Opel Movano with double cabin.

An appointment for a test drive is quickly made. On the website www.opel.com you will find the nearest Opel commercial vehicle dealer.



All rights reserved. Under the copyright laws, this content may not be copied, in whole or in part, without the written consent of Snoeks Automotive.

Snoeks Automotive reserves the right to change or improve its products and to make changes in the content of this brochure without obligation to notify any person or organization of such changes or improvements.

Please visit www.snoeksautomotive.com for current updates and supplemental information concerning the use of this product

Snoeks Automotive B.V.
Haverstraat 19
NL-2150AE Nieuw-Vennep
The Netherlands

info@snoeksautomotive.com
www.snoeksautomotive.com

