

Citroën Relay double cabin

perfect combination between people and cargo

Snoeks
Automotive



Index

Snoeks double cabins	4
Double cabin Base	6
Double cabin Standard	8
Double cabin Luxury	10
Flexcab Base & Standard	12
Accessories	14
Program and Dimensions	16
Specifications and options	18
Program and Dimensions Flexcab	20
Specifications and options Flexcab	22
Test drive	24



Double cabin

ultimate solution for work and leisure

By fitting a second seat row with an integrated partition wall it is possible to convert your closed panel van into a double cabin at all times. The perfect solution for the combined transport of people and material.

Safe, comfortable and efficient.

Obviously the double cabin applies to the highest European safety standards. All seats are provided with 3-Point inertia-reel safety belts and tiltable and in height adjustable head restraints.

The separation wall is designed to meet the BS/ISO 27956 standard for load shifting protection.

Also the design plays an important role when developing a double cabin. The fine designed partition wall separates load and passenger compartment completely.

Snoeks double cabins

core values

Design

We want end users to experience vehicles with our modifications as if the end result was built in its entirety by the factory. Snoeks products are fully aligned with the design of the vehicle. The structure and colour of materials applied, such as fabrics and plastic parts, perfectly match with those originally used.



Safety

Snoeks ensures all products meet the latest legislation for Light Commercial Vehicles. All our seats are equipped with tested and approved 3-point seat belts and adjustable headrests. Our partition walls offer occupants certified protection against shifting cargo.



Comfort

Snoeks has decades of experience in developing and constructing car seats where quality, safety, design and seating comfort maximize the comfort experience of consumers. These ergonomic car seats adequately support the occupants' body. With many optional features like ISOFIX, arm rests and sliding seats you can further increase your comfort.



Functionality

The double cabin is the optimal and attractive combination for the efficient transport of both persons and cargo. Unique is the loading space created under the rear seats which can be utilized for transporting “longer” cargo. To further enhance the functionality Snoeks offers options such as convenient storage pockets, USB ports and LED spots.



Fitability

Snoeks modifications are designed for a specific car model and are therefore fully compatible. We aim to match the high finishing level of the car manufacturer. We attach our products as much as possible to connection points already available in the vehicle. All these efforts enable us to modify vehicles with a minimum of work hours needed.





Double cabin

base

With the Base double cabin, safety and functionality come first. This double cabin can accommodate up to six people while still providing a cargo area in which you easily transport all the necessary materials and tools needed for a six crew project.

All seating positions are equipped with European approved 3-Point inertia-reel safety belts. The 3-seater contoured bench is covered with cloth as the front seats.

The combination of a comfortable 3-seater bench and durable materials make the double cabin ready for intensive use.

1) Head restraints adjustable in height

2) 3-Point inertia-reel safety belt on all seats

3) Floor covered with fixed rubber mat

4) Left Off-side finished with factory fitted cover

5) Additional load space under the bulkhead



Double cabin

standard

Comfort and functionality can be mentioned in one breath when describing the Standard variant. Up to six persons can travel safely and comfortable with the 3-seater bench. The luxury sidewall finishing contains convenient storage pockets and a cup holder.

With the combination of a comfortable 3-seater bench and sustainable materials your double cabin is always ready for intensive use.

1) Head restraints adjustable in height

2) Bench cover with storage pocket

3) Luxury step-in cover plastic, black

4) H2: Partition wall extension part

5) Off-side finished with lower and upper cover



Double cabin

luxury

The Luxury variant is designed for those who place high demands on their double cabin. By choosing a 3-seater contoured bench or 4-seater bench, up to a maximum of seven people can travel safe and comfortable.

The fine and luxurious finishing of the double cabin perfectly fits with the original design of the vehicle. It makes you almost forget that it's a commercial vehicle.

The Luxury double cabin is often used by self-employed who want the best of the best for both work and leisure.


1) Head restraints adjustable in height

2) Storage pocket sliding door side partition wall

3) Floor covered with fixed carpet mat

4) Tooled ABS-plastic headlining

5) Storage pockets integrated in lower off-side cover



Flexcab


base & standard

The Flexcab crew van offers you the best of both worlds. Whenever you can not make the choice between a panel van and a crew van, the Flexcab is your answer. From now on you decide yourself in any situation what combination you make in transporting goods and people.

The ergonomically formed rear bench with European approved safety belts allows you to transport up to seven people at the same time. The passenger compartment is separated from the cargo area by a slidable, high strength ABS-plastic separation wall with safety window.

When your work requires more loading space you can enlarge the cargo area by folding the seat and sliding the separation wall forward.

- 1) *Head restraints adjustable in height*
- 2) *Easy to use sliding system*
- 3) *Loading area when Flexcab in rear position*
- 4) *Loading area when Flexcab in forward position*
- 5) *Storage pockets in upper side cover*



Accessories

complete your vehicle

Each Snoeks double cabin comes with a very rich standard equipment. With our wide range of Accessories you can tune the double cabin of your choice even further to your individual wishes.

On this page you will find just a few of the most popular accessories. For all possibilities see chapter “Specifications and Options” or ask your commercial vehicle dealer for details.

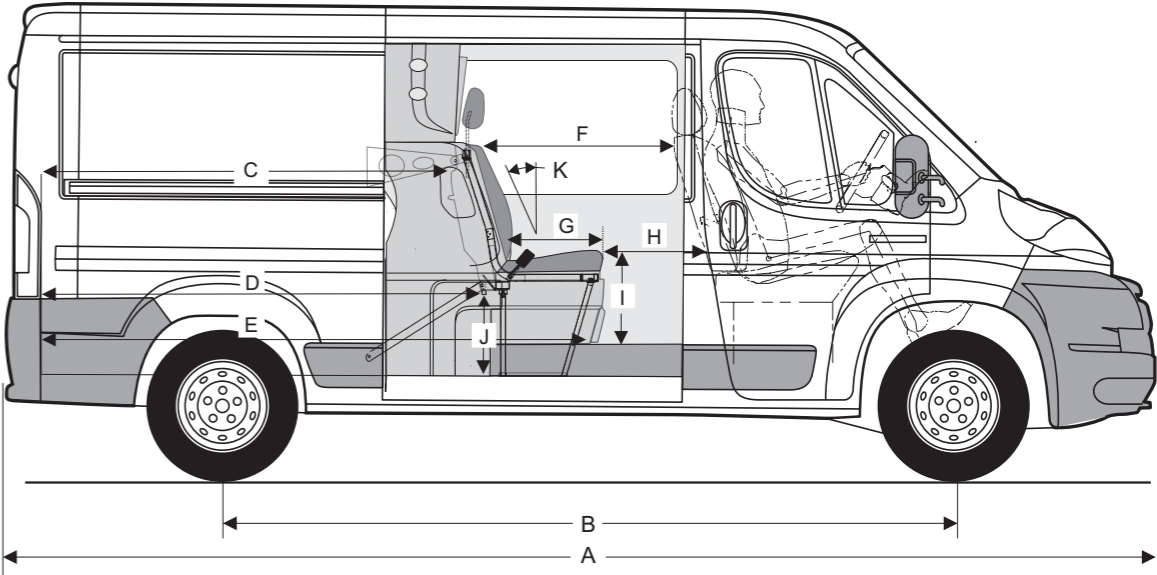
- 1) *Roofpacker, aluminium*
- 2) *Lashing channels*
- 3) *Load floor Professional with Quick fix system*
- 4) *Sidebar, brushed aluminum*
- 5) *Wheel Arch Covers, ABS-tooled*

Program and Dimensions

	Base			Standard			Luxury		
	L1			L2			L3 / L4		
SLIDING DOOR									
Sliding door right	■	■	■	■	■	■	■	■	■
Sliding door left	■	■	■	■	■	■	■	■	■
Sliding door left and right	■	■	■	■	■	■	■	■	■
WINDOWS									
Factory fitted windows	■	■	■	■	■	■	■	■	■
No factory fitted windows	■	■	■	■	■	■	■	■	■
OTHER									
Co-driver's seat	■	■	■	■	■	■	■	■	■
Co-driver's bench	■	■	■	■	■	■	■	■	■
ROOF HEIGHT									
H1	■	■	■	■	■	■	-	-	-
H2	-	-	-	■	■	■	■	■	■
H3	-	-	-	-	-	-	-	■	■

- Available
- Not available

Please check above configurations to determine availability.



	A	B	C	D	E*	F**	G	H**	I	J***	K
L1	4963	3000	1500	1600	2040	900	450	420	470	380	22°
L2	5413	3450	1950	2050	2490	900	450	420	470	380	22°
L3	5998	4035	2535	2635	3075	900	450	420	470	380	22°
L4	6363	4035	2900	3000	3440	900	450	420	470	380	22°

- * Complete loading floor available for 1220 x 110 mm.
- ** Measured in relation to fixed co-driver's bench.
- *** Loading floor available for items with size 1220 x 380 mm.

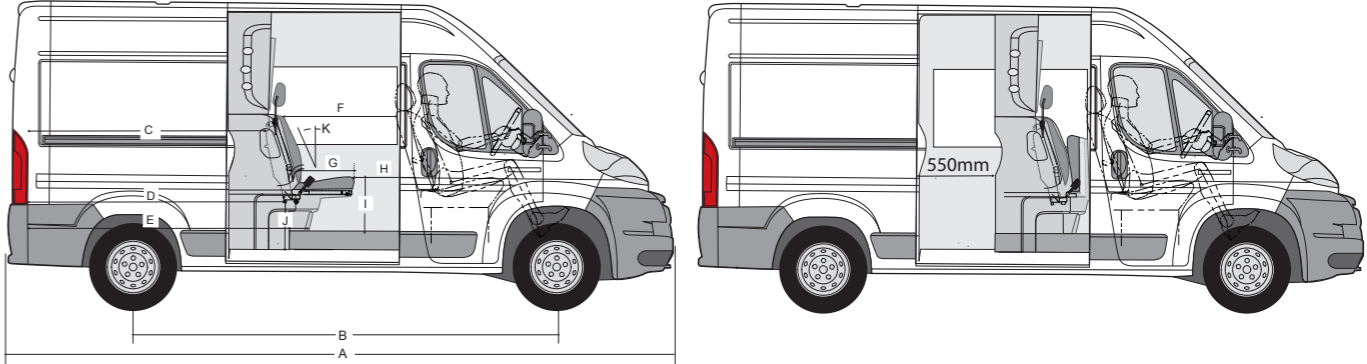
All dimensions are in millimeters

Program and Dimensions Flexcab

	Base		Standard	
	L2		L3	
SLIDING DOOR				
Sliding door right	■	■	■	■
Sliding door left	-	-	-	-
Sliding doors left and right	■	-	■	■
WINDOWS				
Factory fitted windows	■	■	■	■
No factory fitted windows	■	■	■	■
OTHER				
Co-driver's seat	■	■	■	■
Co-driver's bench	■	■	■	■
ROOF HEIGHT				
H2	■	■	■	■

- Available
- Not available

Please check above configurations to determine availability.



	A	B	C	D	E*	F**	G	H**	I	J***	K
L2H2	5413	3450	1950	2050	2240	900	450	420	470	380	22°
L3H2	5998	4035	2535	2635	3075	900	450	420	470	380	22°

- * Complete loading floor available for 1220 x 380 mm.
- ** Measured in relation to fixed co-driver's bench.
- *** Loading floor available for items with size 1220 mm x 110 mm.

All dimensions are in millimeters

Specifications and options

	Base	Standard	Luxury	Flexcab Base	Flexcab Standard
ABS PARTITION WALL WITH INTEGRATED SAFETY WINDOW					
Bench cover without storage pocket, additional load space under the bulkhead	■	-	-	-	-
Bench cover with storage pocket, additional load space under the bulkhead	-	■	■	■	■
Storage pocket sliding door side partition wall	-	■	■	-	-
Tooled ABS-plastic finishing behind the partition wall	-	-	-	-	■
SEATING					
3-Seater contoured bench, covered with cloth as front seats	■	■	-	-	-
3-Seater contoured bench with 2 armrests in between, covered with cloth as front seats	-	-	■	-	-
4-Seater contoured bench, covered with cloth as front seats			-	■	■
Adjustable head restraints on all seating positions, as front seats	■	■	■	■	■
3-Point inertia-reel safety belt on all seating positions	■	■	■	■	■
FLOOR					
Floor heightening	■	■	■	■	■
Luxury step-in cover plastic, black	■	■	■	■	■
Floor before 2nd seat row, covered with fixed rubber mat	■	■	-	■	■
Floor before 2nd seat row, covered with fixed carpet mat	-	-	■	-	-
SIDE-WALL FINISHING					
Off-side finished with factory fitted lower cover	■	-	-	■	-
Sliding door(s) finished with factory fitted lower cover	■	-	-	■	■
Off-side finished with lower and upper cover in tooled ABS-plastic, incl. ashtray- and cup holder*	-	■	■	-	■
Storage pockets integrated in lower off-side cover	-	-	■	-	-
Sliding door(s) finished with lower and upper cover in tooled ABS-plastic, incl. storage pockets	-	-	■	-	-
Grip handle(s) B-pillar, sliding door entrance	-	-	■	-	-

	Base	Standard	Luxury	Flexcab Base	Flexcab Standard
HEADLINING					
Tooled ABS-plastic headlining, covered in cloth as front headlining	-	■	■	-	■
H2: Partition wall extension part incl. ABS-plastic finishing windows and front headlining	▲	▲	▲	▲	▲
H3: In addition to H2 ceiling with plywood top	-	▲	▲	▲	▲
WINDOWS					
Window(s) left and / or right, tinted, non-opening	▲	▲	▲	▲	▲
Windows left and right, privacy glass	o	o	o	o	o
LOAD AREA FINISHING					
Load floor Professional (10 mm, 100% beech wood) with Quick fix system, anthracite	o	o	o	o	o
Finishing profile floor rear side, aluminum	o	o	o	o	o
Side finishing Basic (4 mm, HDF), grey	o	o	o	o	o
Side finishing Professional (4 mm, plywood), grey	o	o	o	o	o
Lashing channels with adjustable lock studs	o	o	o	o	o
Wheel Arch Covers, ABS-tooled and sound isolating, grey	o	o	o	o	o
DIN-package: Window grill	o	o	o	o	o
ROOFRACK					
Roofpacker, aluminum, incl. ladder roll and spoiler	o	o	o	o	o

- Standard
- Not available
- o Option
- ▲ Extra price (depending on base vehicle)
- * Ashtray- and cup holder not available on Flecab Base and Flexcab Comfort

Remarks:
The Quick fix system is a way of fixing the load floor while the original lashing eyes can still be used. When not in use they will be covered with plastic covers.

Test drive

experience the convenience

A test drive is the best way to choose the Snoeks double cabin that suits you best. Experience the convenience, efficiency and comfort of the Citroën Jumper / Relay with double cabin.

An appointment for a test drive is quickly made. On the website www.citroen.com you will find the nearest Citroën commercial vehicle dealer.



All rights reserved. Under the copyright laws, this content may not be copied, in whole or in part, without the written consent of Snoeks Automotive.

Snoeks Automotive reserves the right to change or improve its products and to make changes in the content of this brochure without obligation to notify any person or organization of such changes or improvements.

Please visit www.snoeksautomotive.com for current updates and supplemental information concerning the use of this product

Snoeks Automotive B.V.
Haverstraat 19
NL-2150AE Nieuw-Vennep
The Netherlands

info@snoeksautomotive.com
www.snoeksautomotive.com

